

Buy compatible transceivers for this device at

Compufox.com

DATASHEET



UniFi® XG 6 PoE

10G 6-Port Switch with 802.3bt PoE++

Model: US-XG-6POE

Non-Blocking Throughput Switching

802.3bt PoE++ to Simplify Infrastructure

10G Ethernet RJ45 and SFP+ Ports



UniFi[®] XG 6PoE

Overview

Build and expand your network with the Ubiquiti[®] UniFi[®] Switch XG 6POE, model US-XG-6POE. It is a fully managed, 6-port, 10G switch with 802.3bt PoE++.

For deployment versatility, four 10G RJ45 ports offer 802.3bt PoE++ for powering devices, and two SFP+ ports are designed for high-capacity fiber uplinks.

Switching Performance

The UniFi Switch XG 6POE offers the forwarding capacity to simultaneously process traffic on all ports at line rate without any packet loss.

The switch features a total non-blocking throughput of up to 60 Gbps.

802.3bt PoE++ Compatibility

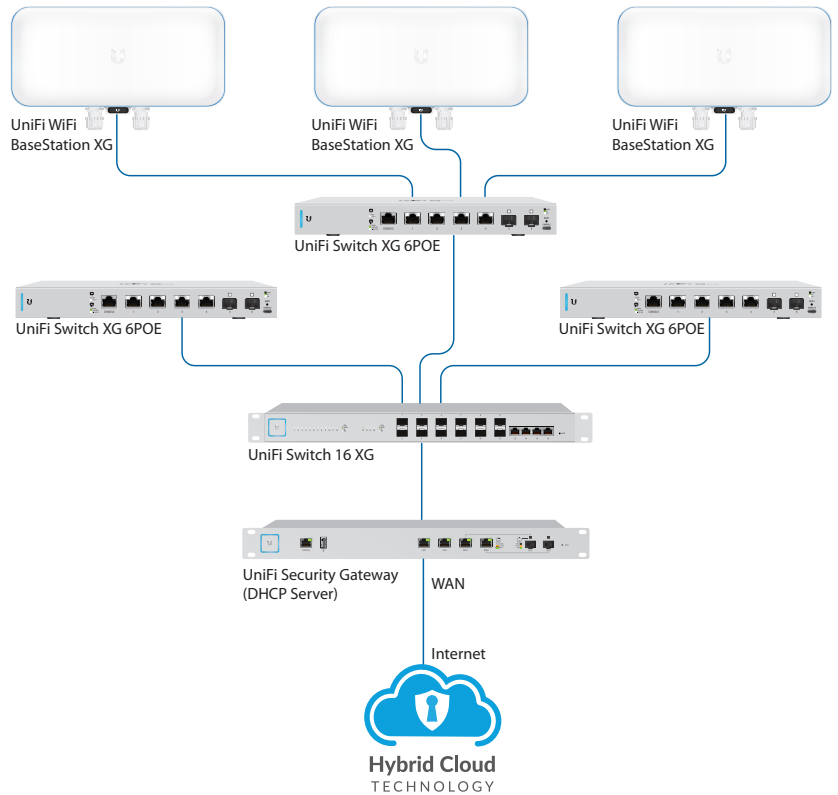
The UniFi Switch XG 6POE is compatible with devices requiring 802.3af or 802.3at, as well as the following UniFi Access Points (APs), which require 802.3bt power.

AP Model	802.3bt PoE++
UAP-AC-SHD	✓
UAP-XG	✓
UWB-XG	✓
UWB-XG-BK	✓

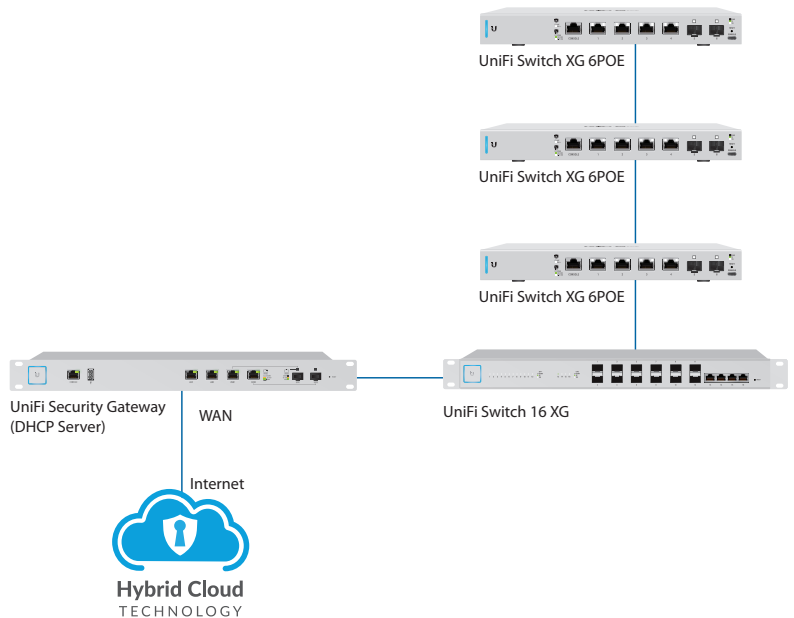
Power Redundancy

The UniFi Switch XG 6POE can be powered by a DC power source or the included power adapter. The optional DC input can be used as a stand-alone or redundant DC power source (not included).

Deployment Examples



Multiple switches connect via SFP+ to the UniFi Switch 16 XG. One UniFi Switch XG 6POE delivers data and 802.3bt PoE++ to multiple APs, the UniFi BaseStation XG, model UWB-XG.



Multiple switches are daisy-chained through their SFP+ interfaces.

UniFi Controller

Designed for convenient management, the UniFi Controller software allows admins to configure and monitor the UniFi Switch and other UniFi devices using a graphical user interface. You can download it from www.ubnt.com at no extra charge – there is no separate software, licensing, or support fee.

Multi-Site Management

A single instance of the UniFi Controller running in the cloud can manage multiple UniFi sites within a centralized interface. Each site is logically separated and has its own network monitoring, configuration, maps, statistics, and admin accounts.

Switch Configuration

You can access any managed UniFi Switch through the UniFi Controller to configure a variety of features:

- Operation mode (switching, mirroring, or aggregate) per port
- Network/VLAN configuration
- Jumbo frame and flow control services
- Network settings
- Storm control setting per port
- Spanning tree configuration
- 802.1x control and RADIUS VLAN
- Debug terminal option for command-line interface

Switch Port Status

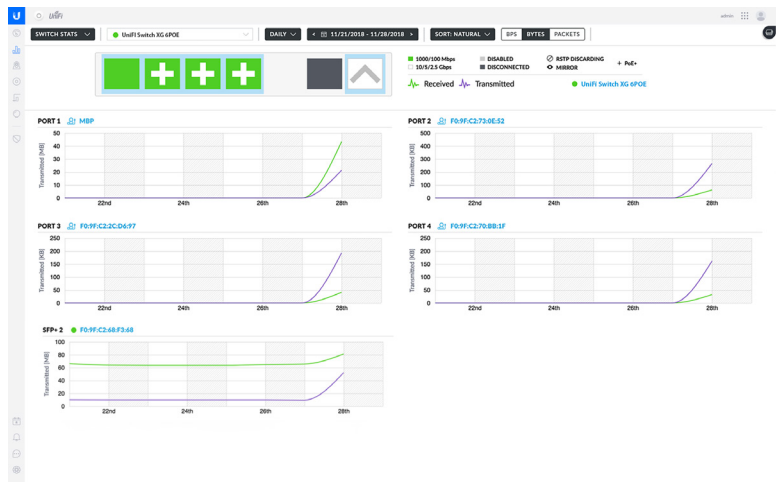
You can also view status information for each port:

- Connection speed and duplex mode
- TX/RX data rates
- Network/VLAN setting



Dashboard

The *Dashboard* screen provides a visual representation of your network's status. Basic information is provided for your wired and wireless network segments.



Statistics

The *Switch Statistics* screen displays a graphical overview of all LAN throughput for each active port on the selected switch.

DEVICE NAME	IP ADDRESS	STATUS	MODEL	VERSION	UPTIME
USG	192.168.21	CONNECTED	UniFi Security Gateway 4P	4.4.18.5052172	73d 17h 52m 34s
US-4XG	192.168.1.155	CONNECTED (1000 FDX)	UniFi Switch XG 4P0E	4.0.5.9550	55m 40s
US-XG	192.168.1.25	CONNECTED (1000 FDX)	UniFi Switch 16XG	4.0.1.9421	11d 2h 57m 47s
US16P-150W	192.168.1.176	CONNECTED	UniFi Switch 16 POE-150W	4.0.5.9550	54m 32s
USBP-150W	192.168.1.21	CONNECTED	UniFi Switch 8 POE-150W	4.0.1.9421	35d 22h 16m 38s
USBP-150W	192.168.1.248	CONNECTED	UniFi Switch 8 POE-150W	4.0.5.9550	56m 14s
USBP-60W	192.168.1.45	CONNECTED	UniFi Switch 8 POE-60W	4.0.5.9550	12m 47s
fc:c0:a7:77:04:9f	192.168.1.152	PENDING ADDITION	UniFi Industrial Switch 8 POE-450W	4.0.5.9550	1h 27m 16s

Device Configuration

The *Devices* screen displays the UniFi devices discovered by the UniFi Controller. You can access each managed device for device details and configuration.

UniFi® XG 6PoE

Model: US-XG-6POE

- (4) 100/1000 Mbps and 2.5/5/10G RJ45 Ports
- (2) 1/10 SFP+ Ports
- (4) 802.3bt PoE++ Ports
- Non-Blocking Throughput: 60 Gbps
- Switching Capacity: 120 Gbps
- Forwarding Rate: 89.3 Mpps
- Maximum Power Consumption*: 40W
- External 210W AC/DC Adapter (Included)
- DC Input Option (Redundant or Stand-Alone)

* Excluding PoE Output



Hardware Overview

802.3bt PoE++


The UniFi Switch XG 6POE offers 802.3bt PoE++ on all four RJ45 ports – up to 60W per port – for devices requiring additional power, such as the UniFi XG APs.

Power Options

The UniFi Switch XG 6POE includes a power adapter and features a DC input with terminal block so you have the option to use a DC power source (not included).

Mounting Versatility

The UniFi Switch XG 6POE can be mounted on a desktop or in a rack (rackmount accessory sold separately).



Specifications

US-XG-6POE	
Dimensions	165 x 268.1 x 31.8 mm (6.50 x 10.56 x 1.25")
Weight	1.3 kg (2.87 lb)
Interfaces	(4) 100/1000 Mbps and 2.5/5/10G RJ45 Ports (2) 1/10G SFP+ Ethernet Ports Ethernet In-Band (1) RJ45 Serial Port Out-of-Band (1) USB Type C Port Out-of-Band
Networking	
Management	
Power Method	54VDC, 3.88A Power Adapter (Included) or DC Input with Terminal Block
Power Supply	External AC/DC Adapter (Included) or DC Power Source
Supported Voltage Range	44 to 57VDC
Max. Power Consumption (Excluding PoE Output)	40W
LEDs	Status PoE; Speed/Link/Activity Link/Activity
System	
RJ45 Data Ports	
SFP+ Data Ports	
ESD/EMP Protection	Air: ± 18 kV, Contact: ± 12 kV
Shock and Vibration	ETSI300-019-1.4 Standard
Operating Temperature	-5 to 45° C (23 to 113° F)
Operating Humidity	5 to 95% Noncondensing
Certifications	CE, FCC, IC

PoE	
PoE Interfaces	PoE++ IEEE 802.3bt (Pair A 1, 2+; 3, 6-) (Pair B 4, 5+; 7, 8-)
Max. 802.3bt Wattage per Port by PSE	60W
Voltage Range 802.3af Mode	44-57V
Voltage Range 802.3at/bt Mode	50-57V

Specifications are subject to change. Ubiquiti products are sold with a limited warranty described at: www.ubnt.com/support/warranty
The limited warranty requires the use of arbitration to resolve disputes on an individual basis, and, where applicable, specify arbitration instead of jury trials or class actions.
©2018 Ubiquiti Networks, Inc. All rights reserved. Ubiquiti, Ubiquiti Networks, the Ubiquiti U logo, the Ubiquiti beam logo, and UniFi are trademarks or registered trademarks of Ubiquiti Networks, Inc. in the United States and in other countries. All other trademarks are the property of their respective owners.